

# Flashlamps for Stroboscopic Applications



PerkinElmer Optoelectronics develops lamps that are perfectly suited for high repetition rates in stroboscopic applications. Standard stroboscopy lamps are typically linear, U-shaped or helical, and range from low-power 2-mm arc length up to more than 600 mm and 3000 W.



For high power and UV applications, we offer a range of different quartz envelope materials. For applications with less stringent requirements, hard glass is the preferred solution for achieving optimal price competitiveness and a maximum grade of manufacturing automation. Our expert application engineers will work with you to find the best solution and offer ongoing support in the development of customized flashlamps that meet special customer requirements.

## Features

- ▶ Wide variety of lamp designs
- ▶ Different shapes, colors and sizes (from below 10 mm to approx. 600 mm)
- ▶ Wattage ranging from 1 to several thousand watts
- ▶ Large variety of envelope materials for customer-specific spectral requirements
- ▶ Customization of lamps with trigger electrodes, end caps, flexible or rigid wires

## Applications

- ▶ Sport photography
- ▶ Machine vision
- ▶ Display effect lights
- ▶ Medical
- ▶ Architectural lighting

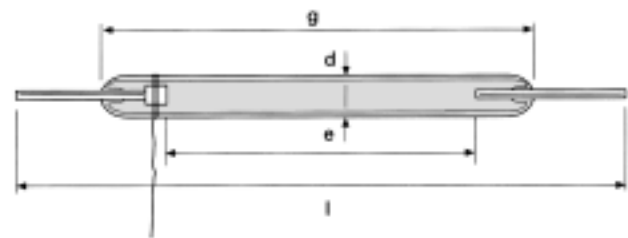


Fig. 1

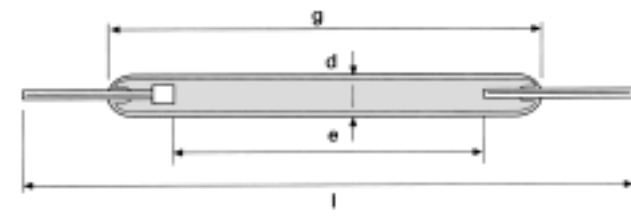


Fig. 2

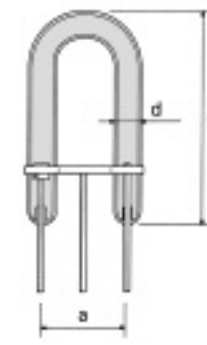


Fig. 6

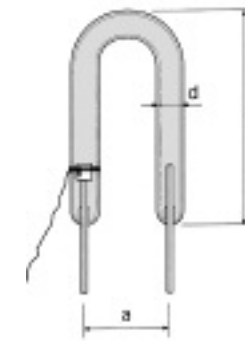


Fig. 7

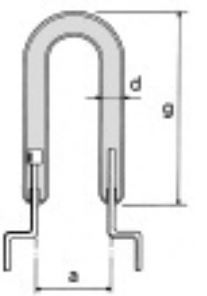


Fig. 8

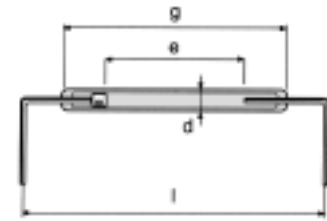


Fig. 3

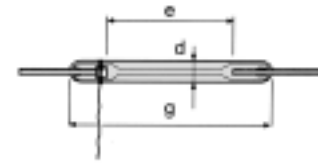


Fig. 4

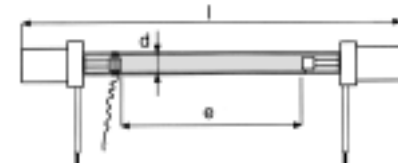


Fig. 5

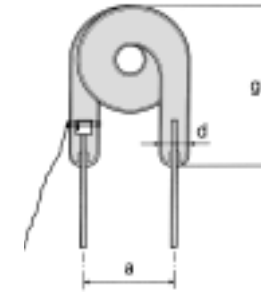


Fig. 9

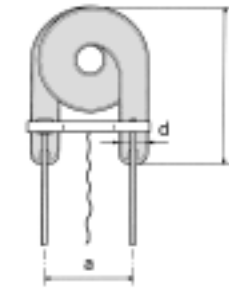


Fig. 10

Type	Figure	Power / W	Anode Voltage / V			Dimensions / mm					Flashes per sec	Life Hours	Envelope Material	Recommendations		
			min	nom	max	e	g	l	d	a				Trigger Coil	Trigger Capacitor / $\mu\text{F}$	Primary Trigger Voltage / V
CGA 1010	1	1	250	280	360	10	19	23	3.20	-	5 - 100	50	B 1*	ZS 1052	0.047	180
AGA 0210	2	3	150	250	400	10	24	32	3.60	-	5 - 50	60	B 1*	ZS 1052	0.047	150
CGA 0414	1	3	250	400	600	14	28	40	4.55	-	5 - 300	250	B 1*	ZS 1052	0.068	100
BGG 0613	3	4	230	600	750	12	30	35	5.45	-	5 - 100	60	B 1*	ZS 1052	0.022	100
SG 301	4	4	400	550	600	27	45	-	6.00	-	5 - 1000	250	B 2*	ZS 1052	0.1	170
DGA 0050	3	5	300	330	360	50	65	75	3.15	-	5 - 100	100	B 1*	ZS 1052	0.047	200
SG 302-1	1	6	350	550	600	39	64	-	6.00	-	5 - 300	250	B 1*	ZS 1052	0.1	170
DGS 0610	1	10	280	320	360	10	30	44	6.00	-	5 - 100	500	Q 2*	ZS 1052	0.047	250
SG 305	1	25	400	550	600	40	69	103	8.00	-	5 - 300	250	Q 2*	ZS 1052	0.22	200
SG 304	1	100	400	600	660	100	130	160	8.00	-	5 - 100	250	Q 1*	ZS 1052	0.22	250
DG 8901-1	5	750	360	550	700	158	-	238	10.00	-	2 - 14	500	Q 2*	ZS 1052	0.22	250
EG 9902-1	5	1500	480	550	700	312	-	392	10.00	-	2 - 14	500	Q 2*	ZS 1052	0.22	250
FG 9902-1	5	2500	600	800	1000	457	-	537	10.00	-	2 - 14	500	Q 2*	ZS 1052	0.22	180
GG 9902-1	5	3000	600	800	1000	615	-	695	10.00	-	2 - 14	500	Q 2*	ZS 1031	0.47	300
BUS 0635	6	3	220	400	440	-	28	-	6.00	17.5	5 - 300	250	B 1*	ZS 1052	0.1	150
SU 401-1	6	4	400	550	650	-	40	-	6.00	13.0	5 - 300	250	B 1*	ZS 1052	0.047	150
BUB 0641	6	6	200	500	550	-	30	-	6.00	10.0	5 - 250	250	B 1*	ZS 1052	0.22	150
BUB 0661	7	8	220	400	500	-	42	-	6.00	13.0	5 - 300	250	B 1*	ZS 1052	0.1	150
SU 414	8	25	400	650	1000	-	35	-	7.00	11.5	5 - 300	250	Q 1*	ZS 1052	0.1	200
BUS 0980	7	100	250	500	700	-	59	-	10.00	17.5	5 - 300	70	B 2*	ZS 1052	0.1	250
SU 405-2	7	150	600	900	1000	-	90	-	9.00	15.0	5 - 300	250	Q 1*	ZS 1052	0.1	300
SH 203	9	8	300	550	600	-	22	-	6.00	14.0	5 - 300	250	B 1*	ZS 1052	0.1	200
BH 0647	10	16	280	360	400	-	30	-	6.00	17.5	5 - 300	250	B 1*	ZS 1052	0.1	200
SH 204	9	20	400	550	600	-	50	-	6.00	19.5	5 - 300	250	B 1*	ZS 1052	0.22	200
SH 205	9	30	400	550	700	-	70	-	6.00	19.5	5 - 300	250	B 1*	ZS 1052	0.22	200
SW 503-1	9	30	400	550	700	-	35	-	7.00	17.5	5 - 300	250	Q 1*	ZS 1052	0.22	300

\* Borosilicate glass B1 (standard glass): Automatic processing ability. Many tube diameters available.  
 Borosilicate glass B2: Withstands approx. 30% more power than B1. Requires manual processing.  
 Quartz glass Q1: UV transparent.  
 Quartz glass Q2: Reduced generation of ozone.

### Trigger Transformer Recommendations

Optimal flash module performance and reliability is essential. With that in mind, PerkinElmer Optoelectronics designs and manufactures trigger coils and transformers for a wide range of specifications – all based on our customers' specific flash applications. Please refer to our Trigger Transformer datasheet to learn which trigger transformer matches your specific lamp and application.

## Your Partner of Choice

With a broad customer base in all major markets, built on ninety years of solid trust and cooperation with our customers, PerkinElmer is recognized as a reliable partner that delivers high quantity, customized, and superior “one-stop” solutions. Our products – from lamps to trigger transformers, reflectors, power supplies, and more – meet the highest qualitative and environmental standards. Our worldwide Centers of Excellence along with our Customer and Technical Support teams always work with you to find the best solutions for your specific needs.

## PerkinElmer Optoelectronics

PerkinElmer Optoelectronics is a global technology leader providing market-driven, integrated solutions for a wide range of applications, which leverage our lighting, sensors, and imaging expertise. Our technologies, services and support are fueling the medical, genomic and digital revolutions by enhancing our customers’ productivity, optimizing performance, and accelerating time-to-market.

So contact us and put PerkinElmer’s expertise to work in your demanding lighting applications. Let us show you how our innovations will help you deliver the perfect product.

**European Headquarters**  
**PerkinElmer Optoelectronics**  
Wenzel-Jaksch-Str. 31  
65199 Wiesbaden, Germany  
Telephone: (+49) 611-492-269  
Fax: (+49) 611-492-132  
Email: [opto.Europe@perkinelmer.com](mailto:opto.Europe@perkinelmer.com)

**Asia Headquarters**  
**PerkinElmer Optoelectronics**  
47 Ayer Rajah Crescent #06-12  
Singapore 139947  
Telephone: (+65) 67704-306  
Fax: (+65) 67751-008  
Email: [opto.Asia@perkinelmer.com](mailto:opto.Asia@perkinelmer.com)

**Worldwide Headquarters**  
**PerkinElmer Optoelectronics**  
44370 Christy Street  
Fremont, CA 94538-3180  
Telephone: +1 510-979-6500  
Toll free: (North America) +1 800-775-OPTO (6786)  
Fax: +1 510-687-1140  
Email: [opto@perkinelmer.com](mailto:opto@perkinelmer.com)  
[www.optoelectronics.perkinelmer.com](http://www.optoelectronics.perkinelmer.com)



For a complete listing of our global offices, visit [www.optoelectronics.perkinelmer.com](http://www.optoelectronics.perkinelmer.com)

©2006 PerkinElmer, Inc. All rights reserved. The PerkinElmer logo and design are registered trademarks of PerkinElmer, Inc. All other trademarks not owned by PerkinElmer, Inc. or its subsidiaries that are depicted herein are the property of their respective owners. PerkinElmer reserves the right to change this document at any time without notice and disclaims liability for editorial, pictorial or typographical errors.